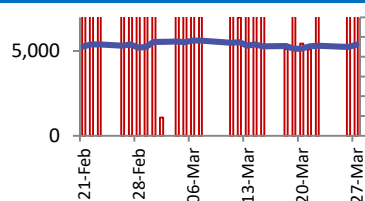
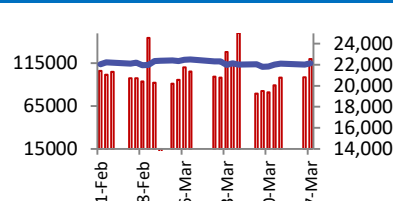


**BSE**



80,000	Open	72692
75,000		
70,000	High	73139
65,000		
60,000	Low	72601
55,000		
50,000	Close	72996
Change		526
Volume (Lacs)		8215
Turnover (Rs.inCr)		9647

**NSE**



	Open	22054
	High	22194
	Low	22053
	Close	22124
Change		119
Volume(Lacs)		42263
Turnover(Rs.in Cr)		119877

World Markets	Current	Previous	Pt. Chg	Var(%)
Dow	39760	39282	478	1.2%
Dow Futures	40119	40144	(25)	-0.1%
Nasdaq	16400	16316	84	0.5%
FTSE	7932	7931	1	0.0%
Nikkei	40283	40763	(480)	-1.2%
Hang Seng	16494	16393	101	0.6%
Gift Nifty	22180	22214	(34)	-0.2%
Straits Singapore	3244	3252	(8)	-0.2%
South Korea	2750	2755	(5)	-0.2%
Taiwan	20158	20200	(42)	-0.2%
Shanghai	3005	2993	12	0.4%

Commodity Prices	Current	Previous	Pt. Chg	Var(%)
Copper (\$/MT)	8894	8850	44.0	0.5%
Alumin (\$/MT)	2305	2299	6.0	0.3%
Zinc (\$/MT)	2450	2437	13.0	0.5%
Brent Crude (\$/bbl)	87.0	86.0	1.0	1.2%
Gold (\$/Ounce)	2195	2195	0.0	0.0%
Silver (\$/Ounce)	25.0	25.0	0.0	0.0%
Light Crude (\$/bbl)	82.0	81.0	1.0	1.2%
N G (\$/mmbtu)	2.0	2.0	0.0	0.0%
Sugar (\$/MT)	646.0	653.0	(7.0)	-1.1%
Rubber (Rs./kg)	182.0	182.0	0.0	0.0%
Baltic Dry Index	1845	1989	(144.0)	-7.2%

Currency Exchange Rate	Current	Previous	Var(%)
Rs./\$ rate	83.38	83.29	0.11%
Rs./ Euro	90.28	90.41	-0.14%
Rs./Chinese Yuan	11.60	11.62	-0.17%
Yen /\$ rate	151.33	151.33	0.00%
\$ US/Euro	1.08	1.08	0.00%

Dollar Index	Current	Previous	Var(%)
Dollar Index	104.33	104.35	-0.02%

Support/ Resistance Levels for Today		
	Nifty	Bank Nifty Fut
Support 1	22040	46640
Support 2	21970	46480
Resistance	22200	46940

Securities in Ban For Trade	
HINDCOPPER	SAIL

**Market Review**

**US:** US stocks were higher on Wednesday, with the Dow leading gains and the S&P 500 setting a closing record, paced drugmaker Merck, while investors looked towards the next piece of inflation data and Federal Reserve commentary for signals on the rate path.

**Asia:** Asian markets traded lower on Thursday, while the Australian stocks hit a record high. Japan's Nikkei 225 declined 0.98%, while the Topix plunged 1.08%. South Korea's Kospi fell 0.19%, while Hong Kong's Hang Seng index futures indicated a lower opening. Investors will watch out for the US Personal Consumption Expenditures Price Index (PCE), the US Federal Reserve's preferred inflation gauge, due on Good Friday, when the stock markets will remain closed.

**India:** The market erased previous session's losses helped by buying in heavyweights and auto, realty, power and capital goods stocks on March 27. At close, the Sensex was up 526.01 points, or 0.73%, at 72,996.31, and the Nifty was up 119 points, or 0.54%, at 22,123.70. **Market is expected to open on flattish note and likely to witness sideways move during the day.**

**Global Economy:** The Bank of Japan's board was divided on whether the economy was strong enough to weather the end of its negative interest rates policy as many policymakers saw the need to go slow in phasing out ultra-loose monetary policy with one board member saying the economy's health did not warrant rapid interest rate hikes, a summary of opinions at the bank's March meeting showed.

Australian retail sales rose modestly in February as packed Taylor Swift concerts boosted spending on clothing and eating out, though annual sales growth remained meagre as high interest rates ate into incomes. Data from the Australian Bureau of Statistics (ABS) on Thursday showed retail sales rose 0.3% in February from January, when they were up 1.1%.

**Commodities:** Gold price is back in the red below \$2,200 in Asian trading on Thursday, snapping a two-day rebound. A scarce economic calendar in the US prompted investors to buy the Gold price on Wednesday, in the wake of rising speculation of a June Fed rate cut. All eyes on mid-tier US data.

Global oil prices edged up on Thursday, recovering from two consecutive sessions of decline, as investors reassessed the latest U.S. crude oil and gasoline inventories data and returned to buying mode.

**Currency:** The US dollar jumped against major currency peers on Thursday. The dollar index, a measure of the greenback against major peer currencies, ticked up and last held at 104.41.

**FII Derivative Transactions (Rs. Cr)**

Contracts	Purchase		Sell		Net	Open Interest (OI)		OI (Previous day)		Change	
	Contract	Value	Contract	Value	Value	Contract	Value	Contract	Value	Contract	Value
Index Future	85611	7770	98724	8886	(1116)	243332	22748	221974	19994	21358	2754
Index Option	39194916	3030848	39361413	3045509	(14661)	3708214	373506	4310371	389694	(602157)	(16188)
Stock Future	1010354	81402	1040135	83943	(2541)	3262251	263070	3176960	256571	85291	6499
Stock Option	270333	22781	264124	22175	606	268792	22912	324167	27717	(55375)	(4805)
<b>Total</b>	<b>40561214</b>	<b>3142801</b>	<b>40764396</b>	<b>3160513</b>	<b>(17712)</b>	<b>7482589</b>	<b>682236</b>	<b>8033472</b>	<b>693976</b>	<b>(550883)</b>	<b>(11740)</b>

FII All Activity-BBG (Rs Cr)	Buy	Sell	Net
19-Mar-24	17224	15873	1351
20-Mar-24	11258	13500	(2243)
21-Mar-24	14476	15803	(1327)
22-Mar-24	16805	20677	(3871)
26-Mar-24	20870	24041	(3171)
<b>Month to date-Mar</b>	<b>329432</b>	<b>302577</b>	<b>26855</b>
FII (Prov.) (Rs Cr)	Buy	Sell	Net
20-Mar-24	10600	13200	(2599)
21-Mar-24	14246	16073	(1827)
22-Mar-24	17460	20770	(3310)
26-Mar-24	22714	22704	10
27-Mar-24	19559	17388	2170
<b>Month to date- Mar</b>	<b>340584</b>	<b>337458</b>	<b>3126</b>
DII (Prov.) (Rs. Cr)	Buy	Sell	Net
20-Mar-24	11532	8865	2668
21-Mar-24	12950	9742	3209
22-Mar-24	12729	8964	3765
26-Mar-24	14130	9106	5024
27-Mar-24	26387	25189	1198
<b>Month to date-Mar</b>	<b>233823</b>	<b>180203</b>	<b>53620</b>
FII Debt - BBG (Rs. Cr)	Buy	Sell	Net
19-Mar-24	1232	1667	(435)
20-Mar-24	4386	2227	2159
21-Mar-24	1920	978	941
22-Mar-24	531	4075	(3545)
26-Mar-24	3610	1127	2482
<b>Month to date-Mar</b>	<b>37882</b>	<b>25588</b>	<b>12295</b>

Market Breadth	BSE		NSE	
	No.	%	No.	%
Advance	1471	37%	1085	41%
Decline	2381	60%	1493	56%
Unchanged	97	2%	73	3%

Market Turnover	27-Mar	26-Mar	Var (%)
BSE Cash	9647	8489	14%
NSE Cash	119877	98576	22%
NSE Futures	310758	329768	-6%
NSE Options	47251611	33879644	39%
Total (Rs.Cr)	47691893	34316477	39%

Volatility Index	27-Mar	26-Mar
Volatility Index	12.70	12.82

Index PE - TTM	27-Mar	Yr. High	Yr. Low
Sensex	25.0	26.0	21.9
Nifty	22.8	28.8	20.0

**Corporate News**

**BHEL bags Rs 4,000 cr order from Adani Power**

BHEL has received an order from Adani Power Limited for setting up the 1,600 MW Raigarh Phase-II Thermal Power Plant at Raigarh, Chhattisgarh. It received a Letter of Award for the supply of equipment and supervision of erection & commissioning for 2x800 MW power project based on supercritical technology at Raigarh Phase II. The supply of Unit-1 will take 31 months and Unit-2 (35 months). (ET)

**UltraTech to buy 26% stake in O2 Renewable**

UltraTech Cement will acquire 26 per cent equity of O2 Renewable Energy to help meet green energy needs, optimise energy costs and comply with regulatory requirements for captive power consumption under electricity laws. The cement maker company has entered into an energy supply agreement and share subscription and shareholders agreement with O2 Renewable Energy. (BS)

**P&G Hygiene and Health Care arrives at agreement with tax authorities**

P&G Hygiene and Health Care said it has arrived at an advanced pricing agreement with the tax authorities for certain identified transactions with the company's affiliate. As a consequence of this agreement, an additional tax liability, approximately Rs 36 crore (including interest) is payable. However, there will be a reduction in contingent liabilities of approximately Rs 87 crore, subject to withdrawal of relevant tax litigations by the respective parties. The agreement is for financial years 2010-11 to 2018-19. (zeebiz)

**Economy**

**Central govt to borrow 53% of full-year target in the first half of FY25**

In a departure from the usual pattern of issuing green bonds in the latter half of the year, the Union government plans to issue green bonds worth Rs 12,000 crore in the first half of 2024-25. These shall be issued in two tranches of Rs 6,000 crore each, with a maturity period of 10 years. The gross borrowing for the first six months of the upcoming financial year stands at Rs 7.50 trillion, out of the total borrowing target of Rs 14.13 trillion. In addition, a new 15-year tenor dated security has been introduced, replacing the existing 14-year tenor paper. (BS)

**International**

**Amazon invests \$2.75 billion in ChatGPT-rival Anthropic**

The investment comes six months after Amazon invested \$1.25 billion in Anthropic, making it Amazon's most important AI partner. Amazon said that it had until the end of March to bring its total investment to \$4 billion. The additional investment shows the enormous resources tech companies are pouring into AI and is indicative of how much financial support Anthropic needs to keep pace with its peers. (ET)

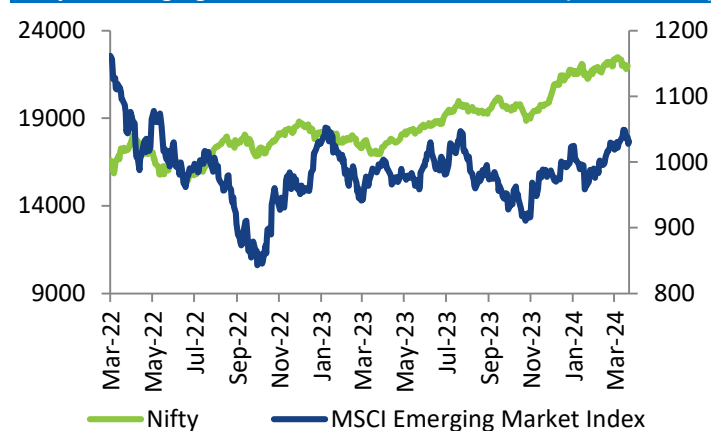
Top 5 Nifty Gainers	27-Mar	26-Mar	Var(%)
RELIANCE	2986	2883	3.6%
BAJAJ-AUTO	9163	8961	2.3%
MARUTI	12510	12251	2.1%
TITAN	3759	3698	1.7%
BAJFINANCE	7023	6910	1.6%
Top 5 Nifty Losers	27-Mar	26-Mar	Var(%)
UPL	456	465	-2.1%
HEROMOTOCO	4573	4671	-2.1%
TATACONSUM	1091	1113	-1.9%
WIPRO	472	480	-1.6%
COALINDIA	429	436	-1.5%

BSE Index Watch	Last	1 day	1 wk	1 mth	1 yr
SENSEX	72996	0.7%	1.4%	1.0%	26.7%
MIDCAP	39080	0.0%	3.5%	0.2%	66.7%
SMLCAP	43026	0.7%	3.6%	-4.4%	64.5%
AUTO	48564	0.7%	4.2%	3.9%	76.6%
BANKEX	53079	0.5%	0.8%	1.6%	18.3%
Capital Goods	60018	1.0%	6.5%	5.2%	79.2%
FMCG	19196	-0.2%	1.6%	-1.0%	18.9%
Health Care	34644	0.2%	2.8%	-1.9%	59.9%
IT	35449	-0.5%	-2.5%	-7.6%	28.7%
METAL	27888	-0.3%	2.8%	4.6%	48.5%
Oil & Gas	27411	0.1%	3.7%	-0.8%	59.6%
Power	6590	0.7%	5.3%	1.0%	85.5%
Realty	7071	0.9%	7.9%	-1.5%	137.6%

NSE USD Futures	27-Mar	26-Mar	Var (%)
March Expiry (Rs./\$)	83.36	83.36	0.0%
April Expiry (Rs./\$)	83.32	83.32	0.0%
Total Turnover (Rs. Crore)	36532	61180	-40%

Sectors	TTM PE
Auto	31.55
Auto Ancillary	44.04
Banking	15.75
Engineering	38.73
Cement	80.64
Diamonds & Jewellery	41.05
Housing Finance	19.76
Infrastructure & Const	32.6
Metals-Aluminium	41.77
Metal - Steel	16.56
Oil Expl.	17.42
Pharma	12.43
Power – Gen. Supp.	46.22
Information Tech.	20.15
Sugar	13.97
Telecom Serv. Prov.	82.12
Tyres	25.84

Nifty vs Emerging Market Currencies (Source: BBG)



10 year G-Sec Yield	Current	Previous	Change
US	4.21%	4.19%	2 bps
Japan	0.72%	0.73%	(1) bps
India	7.07%	7.09%	(2) bps
UK	3.93%	3.97%	(4) bps
Libor 3 Mths	5.57%	5.57%	0 bps

Indian Eco Data	Current	Previous	Var(%)
Forex Reserve (US\$ in bn)	525	528	-0.7%
Inflation - WPI	0.20%	0.27%	(7) bps
Inflation - CPI	5.09%	5.10%	(1) bps

India GDP	Q3FY24	Q2FY24	Var(%)
Growth	8.36%	7.60%	76 bps

Monetary Policy	Current	Previous	Change
Repo Rate	6.50%	6.50%	0 bps
Reverse Repo Rate	3.35%	3.35%	0 bps
CRR	4.50%	4.50%	0 bps
O/S Banking System Liquidity (Rs bn)	-622	-1141	519.5

IIP Growth %	Jan-24	Jan-23	Apr-Feb
IIP	3.8	5.8	6.0
Mining	5.9	9.0	8.5
Manufacturing	3.2	4.5	5.7
Electricity	5.6	12.7	7.0



**Bulk Deal As On 27/03/24**

BSE					
Security Code	Security Name	Client Name	Deal	Quantity	Price
538351	AFEL	GULZARSINGH NAGPAL	S	190800	5.6
538351	AFEL	HARMOHANSINGH NAGPAL	B	190800	5.6
541303	AKSHAR	NIKHIL RAJESH SINGH	B	2697155	2.49
543453	ALKOSIGN	RASHMI RANI PAHWA	S	39000	175.72
543453	ALKOSIGN	VIJAY KUMAR PAHWA	B	39000	175.72
524640	ARCHITORG	AMIN ARCHANA KANDARP	B	183652	37.84
540975	ASTERDM	ICICI PRUDENTIAL MUTUAL FUND	B	5432104	405
540975	ASTERDM	ICICI PRUDENTIAL MUTUAL FUND	B	2839509	405
540975	ASTERDM	NIPPON INDIA MUTUAL FUND	B	10342074	405
540975	ASTERDM	OLYMPUS ACF PTE LTD	S	4559623	405
540975	ASTERDM	OLYMPUS CAPITAL ASIA INVESTMENTS LIMITED	S	38185804	405.02
540975	ASTERDM	OLYMPUS CAPITAL ASIA INVESTMENTS LIMITED	S	6074962	406.72
540975	ASTERDM	SBI MUTUAL FUND	B	7691435	405
540975	ASTERDM	SMALLCAP WORLD FUND INC	B	4966322	405
531310	AVAILFC	SETU SECURITIES PVT LTD	B	57359	218.47
540205	AVL	AMERICAN FUNDS INSUR SERIES GLOBAL SMALL CAPITALIZATION 75	B	7960	3400
540205	AVL	RASHI VARDHAN	S	200000	3400
540205	AVL	RASHI VARDHAN	S	35676	3400
540205	AVL	RASHI VARDHAN	S	164324	3400
540205	AVL	SMALLCAP WORLD FUND INC	B	117184	3400
540205	AVL	SMALLCAP WORLD FUND INC	B	156364	3400
540205	AVL	SMALLCAP WORLD FUND INC	B	156364	3400
540205	AVL	SMALLCAP WORLD FUND INC	B	156364	3400
540205	AVL	SMALLCAP WORLD FUND INC	B	35676	3400
540205	AVL	SMALLCAP WORLD FUND INC	B	81508	3400
540205	AVL	SUNITA SINHA	S	81508	3400
540205	AVL	SUNITA SINHA	S	81508	3400
543497	BCCL	APPU FINANCIAL SERVICES LTD	B	192000	52.04
544052	BENCHMARK	SPREAD X SECURITIES PRIVATE LIMITED	S	322000	51.11
544052	BENCHMARK	SPREAD X SECURITIES PRIVATE LIMITED	B	2000	53
544151	CHATHA	3 SIGMA GLOBAL FUND	S	178000	74.66
544151	CHATHA	NOVA GLOBAL OPPORTUNITIES FUND PCC - TOUCHSTONE	B	450000	76.21
544151	CHATHA	VINOD MANJIBHAI CHAUHAN	B	162000	75.57
512379	CRESSAN	GEETANJALI GUNAJI MEDHEKAR	S	2083027	13.8
512379	CRESSAN	GEETANJALI GUNAJI MEDHEKAR	B	2083027	13.8
543532	ETHOSLTD	INVESCO MUTUAL FUND	B	307350	2500.05
543532	ETHOSLTD	KDDL LIMITED	S	405000	2499.8
531592	GENPHARMA	MULTIPLIER SHARE & STOCK ADVISORS PRIVATE LIMITED	S	2799194	2.04
542918	GIANLIFE	SHIELD MULTISTATE COOPERATIVE CREDIT SOCIETY LIMITED	S	100569	24.82
544108	GPSL	SHRENI SHARES LTD	S	14400	131.09
539222	GROWINGTON	PROGNOSIS SECURITIES PVT. LTD.	S	1270000	6
526407	HAMPTON	SIRSA DEPOSITS AND ADVANCES LIMITED	S	4879792	30.25
526407	HAMPTON	TRANS GALACTIC TRADING FZ	B	2513849	29.82
526899	HFIL	MANSI SHARE & STOCK ADVISORS PRIVATE LIMITED	S	601997	22.65
526899	HFIL	SETU SECURITIES PVT LTD	B	601997	22.65
509895	HINDMILL	ABHIMANYU JAGDISH THACKERSEY	B	12619	249
509895	HINDMILL	HRISHIKESH JAGDISH THACKERSEY	B	12619	249.1

509895	HINDMILL	KHUSHAAL CHANDRAHAS THACKERSEY	S	25238	249.05
536709	INDRENEW	HARNISH NITIN BRAHMBHATT	S	137954	20.7
536709	INDRENEW	KIRANBHAI TRVEDI	B	85500	20.7
536709	INDRENEW	SEEMA RAGHUNATH AGGARWAL	S	80000	20.7
542924	JANUSCORP	LEMON MANAGEMENT CONSULTANCY PRIVATE LIMITED	B	112000	6.23
543420	JETFREIGHT	MANSI SHARE & STOCK ADVISORS PRIVATE LIMITED	S	500000	12.75
543420	JETFREIGHT	SETU SECURITIES PVT LTD	B	500000	12.75
543286	JETMALL	LAXMI D TATED	S	30000	15.08
543286	JETMALL	SADHANA	B	36000	15.13
543286	JETMALL	SAURAV S DARDA	S	36000	15.13
514322	KAMADGIRI	PRADIP KUMAR NARAYAN PRASAD GOENKA	B	120947	70.25
514322	KAMADGIRI	TRITOMA HOTELS PRIVATE LIMITED	S	132000	70.25
544139	KOURA	MANSI SHARE & STOCK ADVISORS PRIVATE LIMITED	S	30000	53.86
513721	MFSINTRCRP	MOHANISH MAHESHBHAI NAYAK	S	22275	6.5
543919	MKPL	PARMOD KUMAR HUF	S	2880000	10.39
543919	MKPL	PARVIND KUMAR	S	2880000	10.4
543919	MKPL	RAJ KUMAR	S	2880000	10.4
543919	MKPL	SHREE GANESH FATS (P) LTD	B	11520000	10.4
543919	MKPL	VINOD KUMAR	S	2880000	10.4
535205	MYSTICELE	INNOVATE SECURITIES PVT L	B	117000	4.25
535205	MYSTICELE	JITENDRAKUMAR GHEVERCHAND JAIN	S	422846	4.25
535205	MYSTICELE	SHETAL SATISHKUMAR SHAH	B	230000	4.25
531832	NAGTECH	BHAVANI NADIMPALLI	S	57000	10.29
531832	NAGTECH	SHAKUNTLA GUPTA	B	49435	10.3
535657	OONE	PRIYANKA AGARWAL	S	80000	16.9
535657	OONE	RAJESH & SONS (HUF)	B	80000	16.9
535657	OONE	SRINIVAS RAO MUDDANA NRO NON PIS	S	56303	16.64
535657	OONE	SUMANCHEPURI	B	58730	16.66
531512	ORIENTTR	DILIP VADILAL VASA	B	68254	7.74
538742	PANABYTE	NIKIT D RAMBHIA	S	50000	24.5
544141	PESB	HKG MONEY TECH PRIVATE LIMITED	B	99200	120
544141	PESB	SHARE INDIA SECURITIES LIMITED	S	244800	119.67
512217	PRISMMEDI	FOURTH AXIS ADVISORS LLP	S	60000	26.22
512217	PRISMMEDI	LEKHRAJ PARASMALJI KANUNGO	B	60000	26.22
541703	RACONTEUR	ANNAYA MANAGEMENT CONSULTANCY PRIVATE LIMITED .	S	20800	24.75
541703	RACONTEUR	NISCHAY MARWHA	B	19200	24.73
538921	RAFL	GAINFUL MULTITRADE PRIVATE LIMITED	B	187500	200.27
538921	RAFL	MENTOK MARKETING PRIVATE LIMITED	S	150000	201.5
543285	RCAN	SAUMIK KETAN DOSHI	S	100000	113
543285	RCAN	TIRUPATI FINCORP LIMITED	B	95000	113.3
517035	RIR	BHAVNA HARSHAD MEHTA	S	49644	855
530025	SAMYAKINT	NEHA JAIN	B	41800	23.88
538875	SELLWIN	HETALBEN MONILBHAI VORA	B	167082	16.19
539470	SHREEGANES	NEW ERA FUND LIMITED	S	3000000	1.1
508905	SMIFS	INTER CONNECTED ENTERPRISES LIMITED	S	270000	45
508905	SMIFS	PROGRESSIVE STAR FINANCE PRIVATE LIMITED	B	270000	45
533101	SURYAAMBA	SATYA PRAKASH MITTAL	S	15000	155
533101	SURYAAMBA	SATYA PRAKASH MITTAL HUF	B	16000	154.88
537259	SUYOG	MANSI SHARE & STOCK ADVISORS PRIVATE LIMITED	B	97033	1083.74
537259	SUYOG	SETU SECURITIES PVT LTD	S	97033	1083.74
537392	TAAZAINT	RAMASWAMY ANAND	B	39381	5.98
539310	THINKINK	AMAYSHA TEXTILES PRIVATE LIMITED	S	314479	35.98
539310	THINKINK	PRIYA KABRA	B	225000	35.99
542765	TRANSPACT	GAURANG JITENDRA PAREKH	B	8000	394.2
542765	TRANSPACT	OPTUME INVESTMENTS	B	7000	394.2
542765	TRANSPACT	SURESH SARAF	B	5000	394.2
542765	TRANSPACT	VASANT BALIRAMPANT BELORKAR	S	20000	394.2
542923	TRANWAY	PUSHPA BHAJU	S	180000	6.99
542923	TRANWAY	SHAH DIPAK KANAYALAL	B	200000	6.99

520056	TVSHLTD	SUNDARAM FINANCE HOLDINGS LIMITED	S	202321	8138.9
520056	TVSHLTD	SUNDARAM FINANCE HOLDINGS LIMITED	S	202321	8138.9
520056	TVSHLTD	VS TRUST	B	202321	8138.9
520056	TVSHLTD	VS TRUST	B	202321	8138.9
537582	UNISHIRE	KIRTI KANTILAL MEHTA	S	380000	1.98
542803	VEL	ASHOKBHAI MADHUBHAI KORAT	B	57654	10.52
542803	VEL	KETAN PRAVEEN RANGA	S	110000	10.46
542803	VEL	KRISHNA AWTAR JAGANNATH KABRA HUF	B	100000	10.5
542803	VEL	MAYUR DASHRATHLAL PATEL	B	103000	10.56
542803	VEL	PRATIT NAYAN PATEL	S	70000	10.56
542803	VEL	PRIYA KABRA	B	200000	10.51
542803	VEL	VEENA RAJESH SHAH	S	300000	10.51
526755	VELHO	MULTIPLIER SHARE & STOCK ADVISORS PRIVATE LIMITED	S	61137	5.57
526755	VELHO	MULTIPLIER SHARE & STOCK ADVISORS PRIVATE LIMITED	B	400000	5.57
526755	VELHO	SHISHIR CHANDRAKANT FICHADIA HUF	S	226587	5.57
544002	VIVAA	M I JAIN (HUF)	B	34000	24.96
544002	VIVAA	SANGITA MADAN JAIN	S	22000	24.97
512587	ZODJRD MJ	KASTURCHAND JETHMAL KOCHAR	S	35189	63.83

NSE

Security Code	Security Name	Client Name	Deal	Quantity	Price
ANTGRAPHIC	Antarctica Graphics Ltd	RENU KUTHARI	SELL	816947	1.5
DIGIDRIVE	Digidrive Distributors L	FIRST AMONG EQUALS	BUY	300000	37.66
ENSER	Enser Communications Ltd	SAROJ GUPTA	SELL	82000	66.6
HCC-RE	Hindustan Construction Co	RAKESH RAJKRISHAN AGARWAL	BUY	1107723	9
JALAN	Jalan Transolu. India Ltd	ARCHANA CHAWLA	SELL	105000	4.85
MAKS	Maks Energy Sol India Ltd	INDIACREDIT RISK MANAGEMENT LLP	SELL	55500	69.82
MAKS	Maks Energy Sol India Ltd	MALANI WEALTH ADVISORS PRIVATE LIMITED	BUY	55500	69.82
MANKIND	Mankind Pharma Limited	BEIGE LIMITED	SELL	5817874	2124.71
MANKIND	Mankind Pharma Limited	BEIGE LIMITED	SELL	5817873	2120.31
MARSHALL	Marshall Machines Ltd	RASMIKANT VALJIBHAI POPAT	BUY	275000	25.9
MARSHALL	Marshall Machines Ltd	VISHAL ATHA	SELL	275000	25.9
MEDICO	Medico Remedies Limited	RAAVI VENTRUE LLP	BUY	1100000	46.73
MEDICO	Medico Remedies Limited	RAVI GOYAL (HUF)	SELL	1100000	46.73
MHHL	Mohini Health&Hygiene Ltd	ARPIT JAIN HUF	BUY	174000	52.26
MHHL	Mohini Health&Hygiene Ltd	MOHINI EMPLOYEE WELFARE TRUST	SELL	219000	52.06
ONELIFECAP	Onelife Cap Advisors Ltd	ANBUPAUL	BUY	129500	23.96
ONELIFECAP	Onelife Cap Advisors Ltd	MAYANK AGRAWAL	BUY	76500	25
RAMASTEEL	Rama Steel Tubes Limited	SUNFLOWER BROKING PRIVATE LIMITED	BUY	5000000	13.3
RAMASTEEL	Rama Steel Tubes Limited	SUNFLOWER BROKING PRIVATE LIMITED	SELL	5000000	12.85
RATNAVEER	Ratnaveer Precision Eng L	VIVEK MEHROTRA	SELL	391294	114.94
RICHA	Richa Info Systems Ltd	MANAK RAJ DAGA	SELL	14000	68
RICHA	Richa Info Systems Ltd	PRADEEP KUMAR DAGA	BUY	14000	68
RISHABH	Rishabh Instruments Ltd	ASHIKA GLOBAL SECURITIES PRIVATE LIMITED	BUY	216000	420.08
RISHABH	Rishabh Instruments Ltd	YADUKA FINANCIAL SERVICES LIMITED	SELL	216000	420.07
SADBHAV	Sadbhav Engineering Limit	STCI FINANCE LIMITED	SELL	1000000	25.68
SECURCRED	SecUR Credentials Limited	JAINAM BROKING LIMITED	SELL	300528	17.62
SECURCRED	SecUR Credentials Limited	JALIYAN COMMODITY	BUY	300528	17.62
SKIPPER	Skipper Limited	GRAVITON RESEARCH CAPITAL LLP	SELL	589917	309.33
SPCENET	Spacenet Enters Ind Ltd	SUVI RUBBER PVT LTD	SELL	2983881	25.9
SPENCERS	Spencer's Retail Limited	K B G CONSULTANTS PVT LTD	SELL	650000	88.35
SUULD	Suumaya Industries Ltd	AMISHA SANJAY SHAH	SELL	333586	7.13
URAVI	Uravi T And Wedg Lamp Lt	AMAYSHA TEXTILES PRIVATE LIMITED	SELL	74000	355.1
WTICAB	Wise Travel India Limited	SAKET AGARWAL	BUY	121000	190

**Disclosure:**

Research Reports that are published by Nirmal Bang Securities Private Limited (hereinafter referred to as "NBSPL") are for private circulation only. NBSPL is a registered Research Analyst under SEBI (Research Analyst) Regulations, 2014 having Registration no. INH000001766. NBSPL is also a registered Stock Broker with National Stock Exchange of India Limited, BSE Limited, Metropolitan Stock Exchange of India Limited, Multi Commodity Exchange of India Limited and , National Commodity and Derivative Exchange Limited in Capital Market , Equity and Commodities derivatives segments and Currency Derivatives Segment .

NBSPL has other business divisions with independent research teams separated by Chinese walls, and therefore may, at times, have different or contrary views on stocks and markets.

NBSPL or its associates have not been debarred / suspended by SEBI or any other regulatory authority for accessing / dealing in securities Market since last 20 years. NBSPL, its associates or analyst or his relatives do not hold any financial interest (Except Investment) in the subject company. NBSPL or its associates or Analyst do not have any conflict or material conflict of interest at the time of publication of the research report with the subject company. NBSPL or its associates or Analyst or his relatives may or may not hold beneficial ownership of 1% or more in the subject company at the end of the month immediately preceding the date of publication of this research report.

NBSPL or its associates / analyst has not received any compensation / managed or co-managed public offering of securities of the company covered by Analyst during the past twelve months. NBSPL or its associates have not received any compensation or other benefits from the company covered by Analyst or third party in connection with the research report. Analyst has not served as an officer, director or employee of Subject Company. NBSPL / analyst has not been engaged in market making activity of the subject company.

**Analyst Certification:** The research analysts and authors of these reports, hereby certify that the views expressed in this research report accurately reflects my/our personal views about the subject securities, issuers, products, sectors or industries. It is also certified that no part of the compensation of the analyst(s) was, is, or will be directly or indirectly related to the inclusion of specific recommendations or views in this research. The analyst(s) principally responsible for the preparation of this research report and has taken reasonable care to achieve and maintain independence and objectivity in making any recommendations.



**Disclaimer:**

The Research Report is for the personal information of the authorized recipient and does not construe to be any investment, legal or taxation advice. NBSPL is not soliciting any action based upon it. Nothing in the research report shall be construed as a solicitation to buy or sell any security or product, or to engage in or refrain from engaging in any such transaction. In preparing the research report, we did not take into account the investment objectives, financial situation and particular needs of the reader.

The research report has been prepared for the general use of the clients of NBSPL and must not be copied, either in whole or in part, or distributed or redistributed to any other person in any form. If you are not the intended recipient you must not use or disclose the information in the research report in any way. Though disseminated to all the customers simultaneously, not all customers may receive the research report at the same time. NBSPL will not treat recipients as customers by virtue of their receiving the research report. The research report is not directed or intended for distribution to or use by any person or entity resident in a state, country or any jurisdiction, where such distribution, publication, availability or use would be contrary to law, regulation or which would subject NBSPL & its group companies to registration or licensing requirements within such jurisdictions.

The report is based on the information obtained from sources believed to be reliable, but we do not make any representation or warranty that it is accurate, complete or up-to-date and it should not be relied upon as such. We accept no obligation to correct or update the information or opinions in it. NBSPL or any of its affiliates or employees shall not be in any way responsible for any loss or damage that may arise to any person from any inadvertent error in the information contained in the research report. NBSPL or any of its affiliates or employees do not provide, at any time, any express or implied warranty of any kind, regarding any matter pertaining to this report, including without limitation the implied warranties of merchantability, fitness for a particular purpose, and non-infringement. The recipients of the research report should rely on their own investigations.

This information is subject to change without any prior notice. NBSPL reserves its absolute discretion and right to make or refrain from making modifications and alterations to this statement from time to time. Nevertheless, NBSPL is committed to providing independent and transparent recommendations to its clients, and would be happy to provide information in response to specific client queries.

Before making an investment decision on the basis of research report, the reader needs to consider, with or without the assistance of an adviser, whether the advice is appropriate in light of their particular investment needs, objectives and financial circumstances. There are risks involved in securities trading. The price of securities can and does fluctuate, and an individual security may even become valueless. International investors are reminded of the additional risks inherent in international investments, such as currency fluctuations and international stock market or economic conditions, which may adversely affect the value of the investment. Opinions expressed are subject to change without any notice. Neither the company nor the director or the employees of NBSPL accept any liability whatsoever for any direct, indirect, consequential or other loss arising from any use of the research report and/or further communication in relation to the research report. Here it may be noted that neither NBSPL, nor its directors, employees, agents or representatives shall be liable for any damages whether direct or indirect, incidental, special or consequential including lost revenue or lost profit that may arise from or in connection with the use of the information contained in the research report.

Copyright of this document vests exclusively with NBSPL.

Our reports are also available on our website

Registration granted by SEBI and certification from NISM in no way guarantee performance of NBSPL or provide any assurance of returns to investors.

**Nirmal Bang Research (Division of Nirmal Bang Securities Pvt. Ltd.)**

B-2, 301/302, Marathon Innova,  
Opp. Peninsula Corporate Park  
Off. Ganpatrao Kadam Marg  
Lower Parel(W), Mumbai-400013  
Board No. : 91 22 6723 8000/8001  
Fax. : 022 6723 8010